



QUICK FACTS

WORKFORCE TRAINING FALL 2013

Howard College Workforce Training offers a variety of courses designed to improve specific skills or to lead to occupational employment. These short-term courses are non-credit. Students of all ages attend to upgrade their skills, change careers, or for personal enrichment.

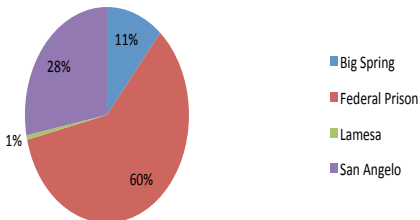
Workforce Training / Community Education Certified Enrollment 12/13

Quarter	Unduplicated Enrollment
1	1,360
2	1,707
3	1,866
4	1,750
Total	6,683

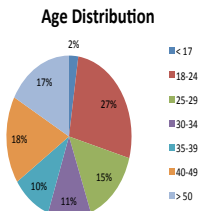
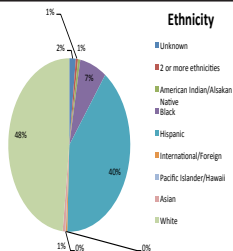
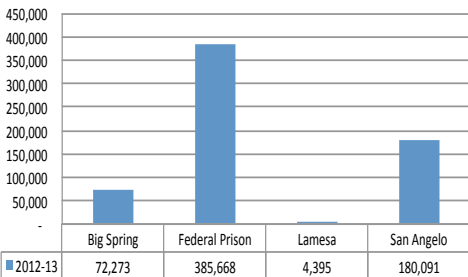
Workforce Training / Community Education Contact Hours 12/13

Quarter	Hours Generated
1	158,216
2	144,992
3	178,879
4	160,340
Total	642,427

Contact Hours Percent By Site



Contact Hours By Site



Student Residency

Howard County	59.49%
Tom Green County	27.05%
Other Counties in Service Area	1.71%
Texas-Outside Service Area	11.32%
Out of State	0.43%

Student Gender

Male: 59%

Female: 41%

Top Ten Courses

Word Processing

Marketing

Criminal Justice

Nursing Assist/Aide & Patient Care Assist

Truck & Bus Driver/Commercial Vehicle Op

Occupational Safety & Health Technology

Pipefitting/Pipefitter & Sprinkler Fitter

Wind/Electromechanical Technology

Housing & Human Environments

Computer Engineering Technology

Top Workforce Training Contracts

Big Spring:

Alon USA GEO Group

Big Spring Fire Department

Permian Basin Regional Planning Commission

Federal Correctional Institution

San Angelo:

Sitel

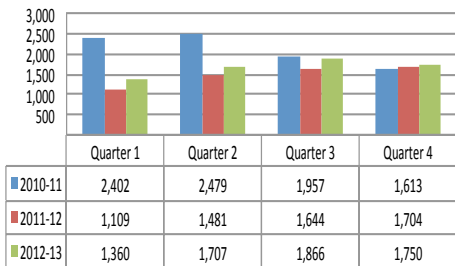
Concho Valley Council of Governments

San Angelo Community Medical Center

Eden Detention Center

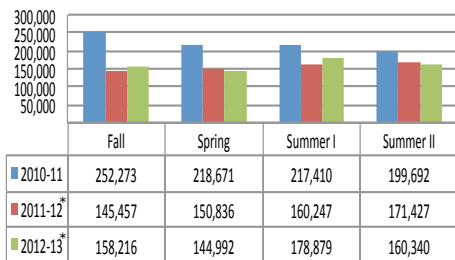
Growth Trend - Past 3 Years

Enrollment Trend By Quarter 10/11 - 12/13



Contact Hour Generation Trend

Contact Hour Trend By Quarter 10/11 - 12/13



*Private prison contact hours not submitted for state funding.