



Big Spring






Last Modified: 10/02/2015

Filter By: Report Subgroup







Gender:

#	Answer	Bar	Response	%
1	Male		24	37%
2	Female		41	63%
	Total		65	





Ethnicity:

#	Answer	Bar	Response	%
1	White, Non Hispanic		29	45%
2	Black, Non Hispanic		5	8%
3	Hispanic		26	40%
4	Asian/Pacific Islander		0	0%
5	American Indian		1	2%
6	Non Resident		0	0%
7	Other		4	6%
	Total		65	



Age:

#	Answer	Bar	Response	%
1	17 and under		2	3%
2	18 - 20		35	54%
3	21 - 24		8	12%
4	25 - 34		14	22%
5	35 - 44		5	8%
6	45 - 54		0	0%
7	55 - 64		1	2%
8	65 and above		0	0%
	Total		65	







Marital Status:

#	Answer	Bar	Response	%
1	Single		53	82%
2	Married		10	15%
3	Separated		1	2%
4	Divorced		1	2%
	Total		65	



Your Primary (home) Campus:

#	Answer	Bar	Response	%
1	Big Spring		63	97%
2	Lamesa		2	3%
3	San Angelo		0	0%
4	SWCID		0	0%
5	Dual Credit / High School		0	0%
	Total		65	






Your primary reason for attending college:

#	Answer	Bar	Response	%
1	Earn a Certificate		3	5%
2	Earn a 2-year Degree		26	44%
3	Earn a 4-year Degree		21	36%
4	To get a job		2	3%
5	To improve skills for my current job or get a better job		3	5%
6	Personal Enrichment		4	7%
	Total		59	








Enrollment Status:

#	Answer	Bar	Response	%
1	Full Time		40	68%
2	Part Time		19	32%
	Total		59	

Academic Classification:




#	Answer	Bar	Response	%
1	High School / Dual Credit student		5	8%
2	College Freshman		36	61%
3	College Sophomore		12	20%
4	Returning College Graduate		3	5%
5	Other		3	5%
	Total		59	

Are you receiving any of the following types of Financial Aid? (Select ALL that apply)

#	Answer	Bar	Response	%
1	State or Federal Grant		26	46%
2	Texas Deaf Waiver		1	2%
3	Education Loan		5	9%
4	Departmental Scholarships		8	14%
5	Athletic Scholarship		8	14%
6	No, I have not received financial aid		14	25%
7	I do not know if I received financial aid		0	0%
8	Other		3	5%

Other				
Honors Scholarship				

Have you participated in an on-site or an on-line "New Student Orientation" at Howard College or SWCID?

#	Answer	Bar	Response	%
1	Yes		15	27%
2	No		25	45%
3	I did not know about orientation		16	29%
	Total		56	

Please evaluate New Student Orientation

#	Question	Very Good	Good	Poor	Very Poor	Does Not Apply	Total Responses	Mean
1	On Campus New Student Orientation	7	6	0	0	2	15	1.93
2	On-Line New Student Orientation	4	3	0	1	7	15	3.27

Other Comments concerning New Student Orientation:

Text Response

It was pretty easy to navigate

Did you participate in an Angel/Blackboard orientation?

#	Answer	Bar	Response	%
1	Yes		6	40%
2	No		7	47%
3	I did not know about this service		1	7%
4	None of my courses use Angel/Blackboard		1	7%
	Total		15	

Please evaluate Angel/Blackboard Orientation.

#	Question	Very Good	Good	Poor	Very Poor	Didn't Know about it	Does Not Apply	Total Responses	Mean
1	On-line self paced course called "Angel/Blackboard Essentials"	4	1	0	0	1	0	6	1.83
2	Scheduled meeting over the internet with an HC facilitator	2	1	0	1	0	2	6	3.33
3	On-campus meeting with a group of students	2	1	0	0	2	1	6	3.33
4	Individual on-campus meeting	2	2	0	0	1	1	6	2.83

How can we improve Orientation?

Text Response

It was good

bybeing nicetoyourstudent

i think it fine

have no complaints

Include things to do on campus, how to get involved

Provide snacks and drinks for students.

Not very sure.

It was just fine for me.

I think that it is good the way it is. I rarely had problems other than the fire fox have to be a certain kind(10)

Make it more interactive or something. Play a game or just involve the freshman more to help them see the college experience and help not make them feel comfortable. I really enjoyed it but I kind of got a little bored when we just sat in the auditorium for two hours listening to people talk. But you did make me feel like I was at home and I love it here!

I can't think of anything. I think it is very good.




It is good the way it is.

tell more in depth about angle and how online classes work

I have no idea

Make it more friendly, have people interact rather than just sit there. Include the parents and students without the just listening.





Have you enrolled in a Howard College / SWCID preparatory or developmental education course to enhance your skills to prepare you to complete college course level work?

#	Answer	Bar	Response	%
1	Yes		15	27%
2	No		29	52%
3	I don't know		12	21%
	Total		56	

Please answer the following questions concerning your experience in developmental courses.

#	Question	Yes	Somewhat / Maybe	No	Total Responses	Mean
1	Did you study before taking the Accuplacer/Placement test?	5	3	6	14	2.07
2	Do you understand the Accuplacer/Placement test results and the purpose of the test?	11	2	1	14	1.29
3	Was advising helpful in understanding why you needed developmental courses in order to obtain a certificate or degree?	8	5	1	14	1.50
4	Did you use outside resources (advising, tutoring centers, meeting with teachers) to help you with your developmental course work?	6	3	5	14	1.93
5	Were you informed, during class, about the skills you were learning and how they would be used in future college level courses?	9	5	0	14	1.36
6	Do you feel the skills learned will have a positive impact on your achievement for future college level courses?	10	3	1	14	1.36
7	Would you have participated in a 2-week summer program in order to place out of developmental education and go directly into college level courses?	7	3	4	14	1.79





Have you visited the Tutoring Center?

#	Answer	Bar	Response	%
1	Yes, one time		6	11%
2	Yes, more than one time		17	31%
3	No, I did not know about the Tutoring Center		10	18%
4	No, I knew about the center, but did not use the services		22	40%
	Total		55	

Please rate your experience/opinion concerning the Tutoring Center.








#	Question	Very Good	Good	Poor	Very Poor	Does Not Apply	Total Responses	Mean
1	Services provided by Tutoring Center	17	5	0	0	0	22	1.23
2	Staff make students feel comfortable	14	7	1	0	0	22	1.41
3	Quality of tutoring meets student needs	13	7	2	0	0	22	1.50
4	Staff are helpful in assisting students	14	8	0	0	0	22	1.36
5	Center is helpful for students completing course work	14	7	0	0	1	22	1.50
6	Overall quality of the Tutoring Center	13	8	1	0	0	22	1.45
7	Likelihood you will recommend the Tutoring Center to a fellow student	12	9	1	0	0	22	1.50
8	Likelihood there will be a continued need for the Tutoring Center	14	7	1	0	0	22	1.41

How did you find out about the Tutoring Center?

#	Answer	Bar	Response	%
1	Instructor		10	45%
2	Fellow Student		7	32%
3	Poster / Flyer		1	5%
4	Website		0	0%
5	Other .		4	18%
	Total		22	

Other .
Advisor
I work there!
coach
my coach

Please select the Instruction methods for your course work (select ALL OPTIONS THAT APPLY):

#	Answer	Bar	Response	%
1	Daytime Face-to-Face (regular 16 week semester)		44	83%
2	Evening Face-to-Face (regular 16 week semester)		7	13%
3	Online (Angel/Blackboard) Course - Completely Online		15	28%
4	Angel/Blackboard Enhanced or Hybrid Course (Both Face-to-Face and online)		11	21%
5	VCT Course (Virtual College of Texas online course)		0	0%
6	Flex-Entry Course (shorter than the regular 16 week semester)		7	13%
7	Dual Credit / Concurrent / Early Admissions (enrolled prior to high school graduation)		2	4%
8	ITV Course (Interactive TV)		2	4%

Please rate your experience with our Interactive TV (ITV) classrooms, instructors, and facilitators.

#	Question	Very Good	Good	Poor	Very Poor	Does Not Apply	Total Responses	Mean
1	Quality of video (picture)	2	0	0	0	0	2	1.00
2	Quality of audio (sound)	2	0	0	0	0	2	1.00
3	Instructor's use of equipment	2	0	0	0	0	2	1.00
4	Reliability of connection to/from other campuses	1	1	0	0	0	2	1.50
5	ITV facilitator (HC employee who assisted)	2	0	0	0	0	2	1.00
6	Quality of furniture/equipment in classroom	2	0	0	0	0	2	1.00

How can we improve ITV Courses?

Text Response

I like them. I just needed to do courses at home.






I have no suggestions

Major of Study:






Answer	Total Responses
AAS Health Care Management	1
AS Business, General	1
CERT1 Cosmetology	1
AS General Studies	13
AAS Dental Hygiene	2
AS Pre-Medical Studies	1
AAS Nursing	4
AAS Business Administration	1
AA Drama Theatre Arts, General	2
AS Child/Family Developmental Studies	1
AAS Accounting	1
AAS Radiologic Technology	1
AAS Pre-Dental Hygiene	2
AAS Interpreter Training	1
AS Agriculture-General	1
AA GS Liberal Arts Studies	1
CERT1 Pre-Vocational Nursing	1
AS Pre Social Work, General	2
AS Business Administration	2
AS Social Science, General	2
AS Physical & Health Education	2
AAS Pre-Nursing	4
CERT1 Vocational Nursing	1
AS Biology	3
AA History, General	1
AS Criminal Justice	1
AA Music	1
AAS Computer and Info. Sciences- General/Info Mgmt	1
AS Pre-Engineering, General	1
AS Mathematics, General	2
AAT 8-12,EC-12 Not Special Ed	1
Total	59

Statistic	Major:
Most Common	AS General Studies (22.03%)
Total Responses	59






How long have you attended Howard College (counting this semester)?

#	Answer	Bar	Response	%
1	One Semester		41	69%
2	One Year		8	14%
3	Two Years		8	14%
4	Three Years		1	2%
5	Four Years		1	2%
6	More than Four Years		0	0%
	Total		59	





Do you have a job?

#	Answer	Bar	Response	%
1	No, not working at this time		30	56%
2	Yes, working fewer than 10 hours per week		8	15%
3	Yes, working 11 - 20 hours per week		4	7%
4	Yes, working 21 - 39 hours per week		4	7%
5	Yes, working 40 or more hours per week		8	15%
	Total		54	

Do you currently have plans for additional education after this semester?

#	Answer	Bar	Response	%
1	No, not at this time		2	4%
2	Yes, I plan to re-enroll at Howard College		41	76%
3	Yes, I have already enrolled at another college		1	2%
4	Yes, I plan to enroll at another college		8	15%
5	I am currently undecided		2	4%
	Total		54	

What college will you be attending?

#	Answer	Bar	Response	%
1	Abilene Christian University		0	0%
2	Angelo State University		2	25%
3	Baylor University		0	0%
4	Gallaudet University		0	0%
5	Lamar University		0	0%
6	Texas A&M University		0	0%
7	Texas State Technical College (TSTC)		0	0%
8	Texas State University		0	0%
9	Texas Tech University		2	25%
10	University of TX - Austin		0	0%
11	University of TX - UTPB		1	13%
12	University of North Texas		0	0%
13	West Texas A&M University		0	0%
14	Other (please specify)		3	38%
	Total		8	

Other (please specify)	
Western Oklahoma State College	
Wayland Baptist University	

On-Site at Campus

#	Question	Very Good	Good	Poor	Very Poor	N/A	Didn't know about this service	Total Responses	Mean
1	Admissions Office (application process)	29	17	2	0	0	0	48	1.44
2	Registration	28	20	0	1	0	0	49	1.47
3	Business Office (billing/payments)	28	21	0	0	0	0	49	1.43
4	Academic Advising	32	12	1	0	2	1	48	1.56
5	Library	22	17	0	0	7	1	47	2.06
6	Bookstore	26	16	6	0	0	0	48	1.58
7	Tutoring	17	12	2	0	11	5	47	2.81

Online (Web)

#	Question	Very Good - web	Good - web	Poor - web	Very poor - web	N/A - web	Didn't know about this service	Total Responses	Mean
1	Admissions Office (application process)	15	7	1	0	5	3	31	2.42
2	Registration	15	10	0	0	4	2	31	2.16
3	Business Office (billing/payments)	14	12	0	0	4	2	32	2.19
4	Academic Advising	15	6	1	0	5	4	31	2.55
5	Library	11	6	1	0	9	4	31	3.06
6	Bookstore	8	7	4	0	7	5	31	3.19
7	Tutoring	8	6	0	1	9	8	32	3.66

By Telephone

#	Question	Very Good-phone	Good-phone	Poor-phone	Very Poor-phone	N/A-phone	Didn't know about this service	Total Responses	Mean
1	Admissions Office (application process)	10	11	0	0	5	2	28	2.46
2	Registration	12	10	0	0	3	3	28	2.32
3	Business Office (billing/payments)	12	11	0	0	3	2	28	2.18
4	Academic Advising	14	6	0	0	5	3	28	2.46
5	Library	10	5	1	0	10	2	28	3.04
6	Bookstore	8	8	3	0	8	1	28	2.82
7	Tutoring	7	5	0	0	10	6	28	3.68

At High Schools

#	Question	Very Good - HS	Good - HS	Poor - HS	Very Poor - HS	N/A - HS	Didn't know about this service	Total Responses	Mean
1	Admissions Office (application process)	5	7	0	0	4	4	20	3.15
2	Registration	5	5	1	1	4	3	19	3.16
3	Business Office (billing/payments)	6	6	0	0	3	3	18	2.83
4	Academic Advising	6	5	1	0	4	4	20	3.15
5	Library	5	6	0	0	4	4	19	3.21
6	Bookstore	5	4	1	0	5	4	19	3.42
7	Tutoring	5	3	1	0	4	5	18	3.56

How would you evaluate your courses at Howard College / SWCID?

#	Question	Very Good	Good	Poor	Very Poor	Does Not Apply	Total Responses	Mean
1	Content of courses in major	29	21	1	0	1	52	1.52
2	Class size	27	20	3	0	2	52	1.65
3	Grading / Testing	25	24	3	0	0	52	1.58
4	Availability of courses needed	20	29	3	0	0	52	1.67
5	Test reading, select 'does not apply' for this one	15	13	2	0	22	52	3.02
6	Quality of equipment in classes and labs	28	18	0	0	6	52	1.81
7	Quantity of equipment in classes and labs	26	20	0	0	6	52	1.85
8	Attitude / Friendliness of instructors	33	18	1	0	0	52	1.38
9	Helpfulness of lab assistants	25	15	2	0	10	52	2.13
10	Overall enthusiasm and knowledge of instructors	29	21	2	0	0	52	1.48
11	Instructors show interest in students' success	29	22	1	0	0	52	1.46
12	Overall quality of instruction	32	19	1	0	0	52	1.40

How would you evaluate the following Howard College / SWCID services?

#	Question	Very Good	Good	Poor	Very Poor	Did Not Know about this Service	Does Not Apply	Total Responses	Mean
2	Cafeteria / Snack bar / Food Service	11	8	6	6	0	21	52	3.75
3	Campus Connect	19	25	3	2	0	3	52	2.00
4	Child Care Assistance (Howard Cottage)	10	7	0	1	2	32	52	4.42
5	Cultural Programs (Plays, Concerts, Exhibits, Lectures)	14	8	1	0	3	26	52	3.92
8	Personal Counseling services	17	9	1	0	2	23	52	3.58
9	Website	27	19	2	0	0	4	52	1.83
10	Career Services	17	13	0	0	4	18	52	3.29
11	Minority Affairs / Organizations	12	12	0	0	3	25	52	3.87
12	Parking	19	18	5	1	1	8	52	2.44
13	Athletic Programs	18	13	0	0	0	21	52	3.27
14	Residence Halls and services	13	15	1	1	0	22	52	3.50
15	Student Activities (recreation, organizations, entertainment, games)	17	11	3	1	1	19	52	3.29
16	Access to Technology (copying, printing, computers, etc.)	28	17	1	0	0	6	52	1.94
17	Student Lounge Area(s)	21	13	2	0	0	16	52	2.87
18	Testing Services (THEA, CLEP, etc.)	18	15	3	0	3	13	52	2.88
19	Veteran's services	12	6	1	0	2	31	52	4.29
20	Wireless Connectivity	17	20	4	3	1	7	52	2.46

Please evaluate the following items relating to the campus

#	Question	Very Good	Good	Poor	Very Poor	Does Not Apply	Total Responses	Mean
1	Attitude/Friendliness of other faculty on campus	31	19	0	0	2	52	1.52
2	Attitude/Friendliness of Staff (Non-teaching) on campus	29	21	0	0	2	52	1.56
3	Campus accessibility	27	22	0	0	3	52	1.65
4	Campus outdoor lighting	22	21	1	1	7	52	2.04
5	Campus safety and security	20	23	3	0	6	52	2.02
6	Classroom appearance	26	20	1	0	5	52	1.81
7	Classroom space for learning	27	20	1	0	4	52	1.73
8	Conditions of buildings	27	21	1	1	2	52	1.65
9	Conditions of grounds/landscaping	26	22	1	0	3	52	1.69

How would you evaluate your educational experience at Howard / SWCID in preparing you in the following areas?

#	Question	Very Good	Good	Poor	Very Poor	Does Not Apply	Total Responses	Mean
1	Writing Skills	26	23	1	0	2	52	1.63
2	Reading Skills	26	24	0	0	2	52	1.62
3	Mathematical Skills	28	18	0	1	5	52	1.79
4	Social Responsibility	26	25	0	0	1	52	1.56
5	Communication Skills	26	25	0	0	1	52	1.56
6	Self Reliance	30	20	1	0	1	52	1.50
7	Use of Technology	29	19	0	0	4	52	1.67
8	Critical Thinking / Problem Solving / Reasoning Skills	30	19	1	0	2	52	1.56
9	Teamwork	31	18	2	0	1	52	1.50
10	Developing a foundation for life-long learning	29	21	1	0	1	52	1.52

CampusGroup

Value	Total
BS	61
SA	1
SW	1
LA	1
[No Value]	1

Sex

Value	Total
Female	39
Male	25
[No Value]	1

DualCredit

Value	Total
Y	3
[No Value]	62