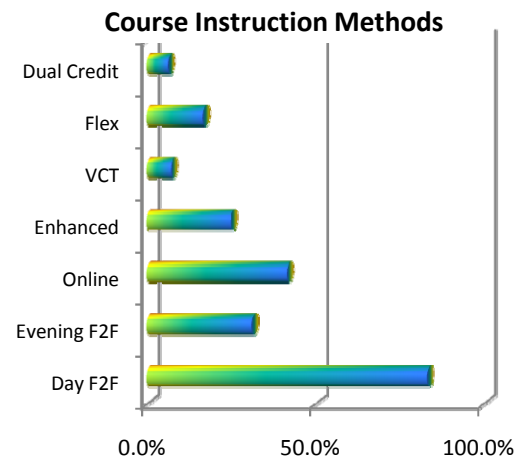
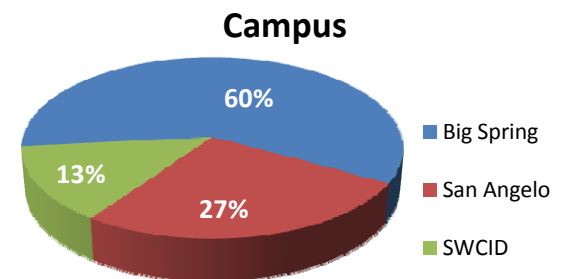
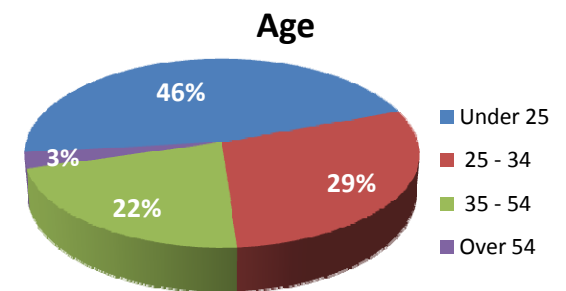
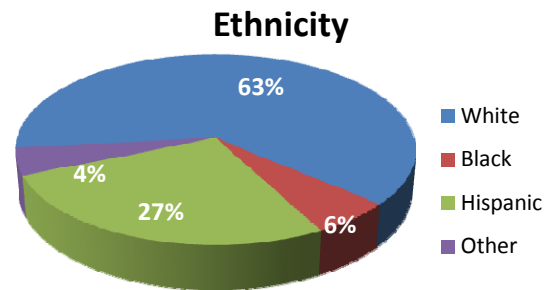


Howard College - Graduating Student Survey 2010 - All Responses

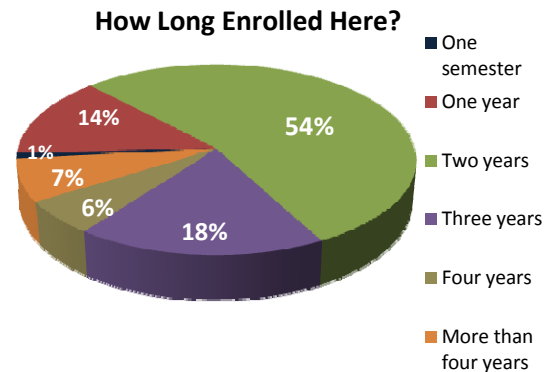
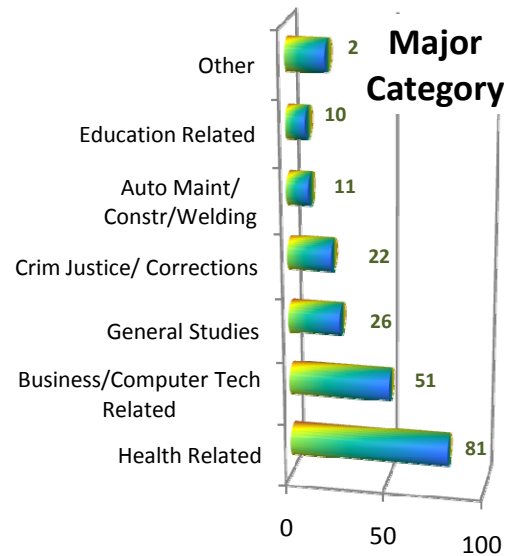
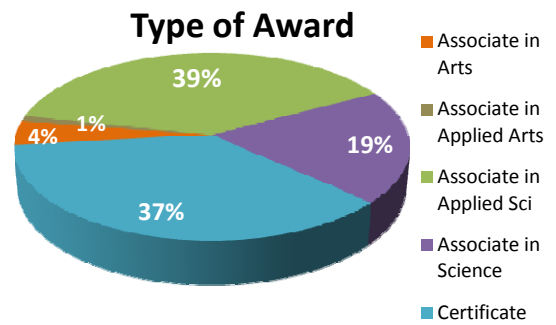
Total Responses: 221 out of 518 Graduates (Degree or Certificate)

43% of our 2009/2010 Graduates

Answer Options	Response Percent	Response Count
Gender		
Male	28.1%	62
Female	71.9%	159
Ethnicity		
White, Non-Hispanic	62.9%	139
Black, Non-Hispanic	5.9%	13
Hispanic	26.7%	59
Asian/Pacific Islander	1.4%	3
American Indian	0.5%	1
Non Resident	0.5%	1
Other	2.3%	5
Age		
17 & under	0.5%	1
18-20	20.8%	46
21-24	24.9%	55
25-34	29.4%	65
35-44	11.8%	26
45-54	10.0%	22
55-64	2.7%	6
65+	0.0%	0
Primary Campus		
Big Spring	59.7%	132
San Angelo	26.7%	59
SWCID	13.6%	30
Lamesa	0.0%	0
Please select the instruction methods for your course work (select ALL OPTIONS THAT APPLY):		
Daytime Face-to-Face (regular 16-week semester)	83.3%	184
Evening Face-to-Face (regular 16-week semester)	31.2%	69
Online or WebCT Course (course COMPLETELY Online)	41.6%	92
WebCT Enhanced Course (Both face-to-face and online)	24.9%	55
VCT Course (Virtual College of Texas online course)	7.2%	16
Flex-Entry Course (shorter than the regular 16 week semester)	16.7%	37
Dual Credit/Concurrent/Early Admissions	6.3%	14
Degree/Certificate		
Associate in Arts	4.1%	9
Associate in Applied Arts	0.9%	2
Associate in Applied Science	38.9%	86
Associate in Science	19.5%	43
Certificate	36.7%	81

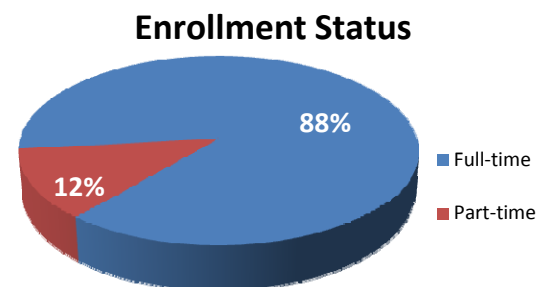


Major of study		
Accounting	2.7%	6
Automotive Maintenance Technician	0.9%	2
Basic Computer Knowledge	0.5%	1
Building Construction Technology	1.4%	3
Business	1.8%	4
Business Administration	2.3%	5
Business Management	1.8%	4
Business Specialization in Accounting	1.4%	3
Chemical Dependency Counseling	0.5%	1
Child & Family Development Studies	0.5%	1
Child and Family Developmental Studies	0.9%	2
Computer Aided Drafting Technology	1.4%	3
Computer Info Systems-Info Management	0.5%	1
Computer Info Systems-Networking	0.5%	1
Computer Info Systems-PC Maintenance	0.5%	1
Computer Information Systems	0.9%	2
Computer Science	1.4%	3
Computer Support Technology	0.5%	1
Corrections and Correctional Science	1.4%	3
Cosmetology	3.6%	8
Cosmetology Instructor	0.5%	1
Criminal Justice	5.9%	13
Criminal Justice Studies	2.7%	6
Dental Hygiene	5.9%	13
Dental Laboratory Technology	1.4%	3
Education	3.2%	7
General Studies	11.8%	26
Graphic Arts Technology	2.7%	6
Health Information Technology	0.5%	1
Human Resource Management	0.5%	1
Interpreter Training	2.3%	5
Livestock Evaluation and Production	0.5%	1
Medical Assistant	1.8%	4
Nursing	18.1%	40
Office Administration	3.2%	7
Office Technology	0.9%	2
Paraprofessional in Deaf Education	0.9%	2
Pre-Nursing	0.5%	1
Psychology	0.9%	2
Radiologic Technology	0.9%	2
Respiratory Care	2.3%	5
Surgical/Operating Room Technician	1.4%	3
Vocational Nursing	4.1%	9
Welding Technology	2.7%	6

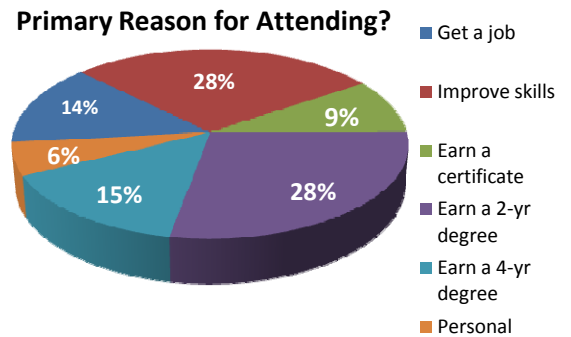


How long have you been at our college?		
One semester	0.9%	2
One year	13.6%	30
Two years	54.3%	120
Three years	18.1%	40
Four years	5.9%	13
More than four years	7.2%	16

What has been your primary enrollment status while attending our college?		
Full-time (12 or more hours each term enrolled)	87.9%	189
Part-time (less than 12 hours each term enrolled)	12.1%	26



For the program you are completing, were any of the credits earned from another college?		
No, they were all earned here	68.8%	148
Yes, from a public two-year college	17.7%	38
Yes, from a public four-year college	9.3%	20
Yes, from a private college/university	1.9%	4
Yes, from a vocational/trade school	0.5%	1
Other	1.9%	4
What was your primary reason for attending college?		
Get a job	14.0%	30
Improve skills for a current job/get better job	28.4%	61
Earn a one-year certificate	9.3%	20
Earn a two-year degree	27.9%	60
Earn a four-year degree	14.9%	32
Personal Enrichment	5.6%	12
Did you work while attending Howard College/SWCID?		
No, did not work	42.3%	91
Yes, 0 - 9 hours per week	6.5%	14
Yes, 10 - 30 hours per week	30.2%	65
Yes, 31 - 40 hours per week	16.7%	36
Yes, more than 40 hours per week	4.2%	9
What are your current employment plans?		
I plan to continue working in the same job I had prior to	18.1%	39
I plan to work in a job I recently obtained.	13.0%	28
I am currently looking for a job.	43.7%	94
I do not plan to work outside the home.	3.3%	7
I have not yet formulated my employment plans.	21.9%	47
If you currently have or will be starting a job to what extent is it related to your area of study?		
Directly related	63.3%	136
Somewhat related	20.0%	43
Not related	16.7%	36
Do you currently have plans for additional education?		
No, not at this time.	18.1%	39
Yes, I plan to re-enroll at Howard College.	26.0%	56
Yes, I have already enrolled at another college.	11.2%	24
Yes, I plan to enroll at another college.	33.0%	71
I am currently undecided.	11.6%	25
What college will you be attending?		
Abilene Christian University	0.0%	0
Angelo State University	26.3%	25
Baylor University	1.1%	1
Texas A&M University	0.0%	0
Texas State University	2.1%	2
Texas Tech University	10.5%	10
Univ of Texas - Austin	2.1%	2
Univ of Texas - Permian Basin	16.8%	16
Univ of North Texas	2.1%	2
West Texas A&M University	0.0%	0



Over 70% of respondents plan to obtain additional education with 26% at HC

Where are other students going?
26% - Angelo State
17% - U. T. P. B.
11% - Texas Tech
4% - Midland College
3% - Midwestern State
3% - Park University

Other (please specify)

Midland College (4)	Oklahoma University	Undecided as of yet.
Midwestern State University (3)	online college	Univ of Arlington (UTA)
Park University (3)	Oral Roberts University-online	University of Nevada Las Vegas
not sure yet (3)	Park University Goodfellow Branch	University of Northern Colorado
Tarleton State University (2)	RIT/NTID	University of Texas at San Antonio
accadamy of arts in san francisco	Savannah College for Art and Design-Atlanta	UT Tyler
lubbock christian	South Texas College	
University of Texas Health Science Center San Antonio (2)	Texas Womens or Baylor College of Dentistry	
U.S. Army Physician Assitant School	TVCC	
not sure but will find one that will enhance my degree in the field of Human Resource		

How would you evaluate the following services which are offered on-site (in the office), on-line (web), by telephone, or at local high schools? Please answer all applicable options in which you have participated. NOTE: You must answer every 'column-option' on at least one ROW; please use "Does Not Apply" if you have not used a particular option. (PLEASE SEE NOTES AT END OF SURVEY CONCERNING THE HIGHLIGHTED RESPONSES.)

At the Campus (college offices)

Answer Options	Very Good	Good	Poor	Very Poor	Did Not Know about Service	Does Not Apply	Response Count
Admissions (application process)	135	64	4	1	1	3	208
Registration	126	74	4	0	1	1	206
Business Office (billing/payments)	119	74	6	3	1	2	205
Academic Advising	134	56	6	3	2	7	208
Library	97	85	7	0	1	17	207
Bookstore	79	108	10	8	1	1	207
Tutoring	58	47	6	2	9	82	204

On-Line (Web)

Admissions (application process)	75	68	0	0	3	60	206
Registration	75	68	3	0	3	53	202
Business Office (billing/payments)	63	51	4	1	7	71	197
Academic Advising	59	42	2	1	9	84	197
Library	48	53	2	0	7	86	196
Bookstore	35	36	8	6	13	97	195
Tutoring	31	29	3	0	13	117	193

HC services @ High Schools

Admissions (application process)	26	23	2	0	9	145	205
Registration	20	22	3	0	9	140	194
Business Office (billing/payments)	15	23	1	0	10	143	192
Academic Advising	22	19	1	0	13	139	194
Library	14	23	0	0	11	145	193
Bookstore	14	17	4	0	14	143	192
Tutoring	11	19	0	0	13	149	192

By Telephone

Admissions (application process)	60	57	4	1	6	77	205
Registration	49	56	5	2	6	76	194
Business Office (billing/payments)	54	58	4	2	5	69	192
Academic Advising	72	37	3	1	2	77	192
Library	37	45	3	0	7	100	192
Bookstore	37	53	10	1	4	86	191
Tutoring	30	31	4	1	10	114	190

How would you evaluate the following items related to instruction at Howard College/SWCID?						
Answer Options	Very Good	Good	Poor	Very	Does Not	Response
Content of courses in major	131	73	2	0	2	208
Class size	120	82	3	1	2	208
Grading / Testing	109	92	3	3	1	208
Availability of courses needed	104	91	9	2	2	208
Quality of equipment in classes and labs	79	103	20	0	6	208
Quantity of equipment in class and labs	87	91	22	2	6	208
Helpfulness of lab assistants	85	84	7	2	30	208
Attitude/Friendliness of instructors	128	71	4	3	2	208
Overall enthusiasm and knowledge of instructors	131	67	8	1	1	208
Instructors show interest in students' success	131	67	6	3	1	208
Overall quality of instruction	130	69	7	1	1	208

How would you evaluate the following Howard College/SWCID services?							
Answer Options	Very Good	Good	Poor	Very	Did Not Know	Does Not	Response
Guidance and Counseling services	98	75	7	3	0	25	208
Testing services (Accuplacer, THEA, etc)	54	85	6	0	5	58	208
College Preparatory Program (Developmental Studies)	52	62	3	0	7	84	208
Minority Affairs/Organizations	32	41	6	2	18	109	208
College Cultural Programs (Music, Theatre, Arts, Lectures)	51	62	2	0	8	85	208
Recreation and Athletic Programs	49	50	8	2	11	88	208
Financial Aid services	84	69	13	5	1	36	208
Student Employment	38	45	7	1	13	104	208
Job Placement	42	50	5	5	25	81	208
Bookstore	80	102	15	10	0	1	208
Child Care Assistance (Howard Cottage)	35	21	0	1	13	138	208
Parking	48	82	45	24	1	8	208
Student Activities (organizations, entertainment, games)	57	57	13	1	9	71	208
Campus Connect	91	104	8	0	2	3	208
Howard College/SWCID Website	85	102	7	1	1	12	208
Veteran's services	34	26	1	0	13	134	208
Student Lounge Area(s)	53	90	15	3	1	46	208
Wireless Connectivity	52	68	16	7	11	54	208
Cafeteria/Snack bar/Food service	57	82	22	9	1	37	208
Residence Halls and services	33	51	5	3	9	107	208

Please evaluate the following items relating to the campus.

Answer Options	Very Good	Good	Poor	Very Poor	Does Not Apply	Response Count
Campus appearance	77	111	13	6	1	208
Classroom space for learning	81	111	12	3	1	208
Classroom appearance	83	110	14	0	1	208
Campus safety and security	73	103	18	6	8	208
Conditions of buildings	72	109	21	3	3	208
Conditions of grounds/landscaping	72	102	22	10	2	208
Campus outdoor lighting	62	102	26	6	12	208
Campus accessibility	91	100	13	2	2	208
Attitude/Friendliness of Staff(Non-teaching) on campus	99	102	4	1	2	208
Attitude/Friendliness of other students on campus	88	110	8	1	1	208

How would you evaluate your educational experience at Howard/SWCID in preparing you in the following

Answer Options	Very Good	Good	Poor	Very Poor	Does Not Apply	Response Count
Writing Skills	99	93	2	1	12	207
Reading Skills	105	89	1	0	12	207
Mathematical Skills	87	87	13	1	19	207
Computer Skills	99	87	6	0	15	207
Oral Communication	101	90	2	0	14	207
Listening Skills	110	85	2	0	10	207
Use of Technology	106	93	5	0	3	207
Critical Thinking/Problem Solving/Reasoning Skills	108	91	4	0	4	207
Working with a Team or Group	112	83	6	1	5	207
Developing a foundation for life-long learning	116	86	2	0	3	207

GREEN HIGHLIGHT Signifies that 95% or more students responded "Very Good" or "Good" to the question (not counting "Does Not Apply" responses).	LIGHT RED HIGHLIGHT Signifies that 5% or more students responded "Poor" or "Very Poor" to the question (not counting "Does Not Apply" responses).
--	---